

2026 Corolla Hybrid

Explore

 Build & Price

MODELS



PACKAGE
Standard Package



PACKAGE
Standard Package











PACKAGE
Standard Package






PACKAGE
Standard Package

AVAILABLE EXTERIOR COLOURS

-  Blueprint
-  Ruby Flare Pearl
-  Celestite
-  Wind Chill Pearl
-  White
-  Midnight Black Metallic
-  Classic Silver Metallic
-  Underground

AVAILABLE INTERIOR COLOURS

-  Black / Red SoftTex/Fabric
-  Black / Red Cloth
-  Black Cloth



2026 Corolla Hybrid

Explore

 Build & Price

STANDARD SPECIFICATIONS	LE	LE AWD	SE AWD	XSE AWD
<div><div></div> Standard</div> <div><div></div> Not Available</div> <div><div></div> Available</div>				
EXTERIOR				
ENGINE				
EV Mode	<div></div>	<div></div>	<div></div>	<div></div>
EXTERIOR LIGHTING				
Daytime Running Lights	<div></div>	<div></div>	<div></div>	<div></div>
Premium Bi-LED Headlamps	<div></div>	<div></div>	<div></div>	<div></div>
Side Mirror Turn Signal	<div>-</div>	<div>-</div>	<div></div>	<div></div>
EXTERIOR MIRRORS				
Power Adjustable Heated Exterior Mirrors	<div></div>	<div></div>	<div></div>	<div></div>
TIRES				
Tire Repair Kit	<div></div>	<div></div>	<div></div>	<div></div>
P195/65R15	<div></div>	<div></div>	<div>-</div>	<div>-</div>
P225/40R18	<div>-</div>	<div>-</div>	<div></div>	<div></div>
WHEELS				
15" Alloy Wheels	<div></div>	<div></div>	<div>-</div>	<div>-</div>
18" Alloy Wheels	<div>-</div>	<div>-</div>	<div></div>	<div></div>
WIPERS				
Windshield Wiper Deicer	<div></div>	<div></div>	<div></div>	<div></div>
Variable Intermittent Wipers	<div></div>	<div></div>	<div></div>	<div></div>
MECHANICAL FEATURES				
All Wheel Drive (AWD)	<div>-</div>	<div></div>	<div></div>	<div></div>
Drive Mode Select	<div>-</div>	<div>-</div>	<div></div>	<div></div>
EXTERIOR				
Power Slide / Tilt Moonroof	<div>-</div>	<div>-</div>	<div></div>	<div></div>
INFOTAINMENT				
AUDIO				
SiriusXM® with 3-month All-Access trial	<div></div>	<div></div>	<div></div>	<div></div>
Wireless Apple CarPlay Compatibility	<div></div>	<div></div>	<div></div>	<div></div>
Wireless Android Auto Compatibility	<div></div>	<div></div>	<div></div>	<div></div>
3 USB Type-C charging ports (1 Front; 2 Rear)	<div></div>	<div></div>	<div></div>	<div></div>
6-speaker Audio System	<div></div>	<div></div>	<div></div>	<div>-</div>
USB Type-C Data Port	<div></div>	<div></div>	<div></div>	<div></div>

2026 Corolla Hybrid

Explore

 Build & Price

STANDARD SPECIFICATIONS

<div><div>● Standard</div><div>— Not Available</div><div>^ Available</div></div>	LE	LE AWD	SE AWD	XSE AWD
9-speaker JBL Audio System	-	-	-	●

TOYOTA MULTIMEDIA

8" Toyota Multimedia w/ Service/Safety Connect (min 5yr trial), Remote Con.(3yr trial), Drive Con. capable (Sub. Required)	●	●	●	-
10.5" Toyota Multimedia w/ Service/Safety Connect (min. 5 yr trial), Remote/Drive Connect (3yr trial)	-	-	-	●

INTERIOR

CLIMATE CONTROL

Cabin Air Filter	●	●	●	●
Automatic Climate Control	●	●	●	●
Electric AC Compressor	●	●	●	●

INSTRUMENTATION

7" Digital Gauge Cluster	●	●	-	-
12.3" Digital Gauge Cluster	-	-	●	●

INTERIOR MIRRORS

Day and Night Mechanical Rear View Mirror	●	●	●	●
---	---	---	---	---

SEATS

6-way Manual Driver Seat	●	●	●	-
4-way Manual Passenger Seat	●	●	●	●
Fabric Seats	●	●	-	-
Heated Front Seats	●	●	●	-
Rear Foldable 60/40 Seats	●	●	●	●
Sport Fabric Seats	-	-	●	-
8-way Power Adjustable Drivers Seat	-	-	-	●
SofTex/Fabric Seats	-	-	-	●
Heated Front & Rear Seats	-	-	-	●
2-way Adjustable Driver Lumbar Support	-	-	-	●

STEERING WHEEL

Tilt & Telescopic Steering Wheel	●	●	●	●
Urethane Steering Wheel	●	-	-	-
Heated Leather Wrapped Steering Wheel	-	●	●	●

TRIM

Soft-touch Instrument Panel	●	●	●	-
Soft-touch Instrument Panel with Stitching	-	-	-	●
Soft Front Door Trim	-	-	-	●

2026 Corolla Hybrid

Explore

 Build & Price

STANDARD SPECIFICATIONS

● Standard — Not Available ^ Available

	LE	LE AWD	SE AWD	XSE AWD
WINDOWS				
Electric Rear Window Defroster	●	●	●	●
Power Windows with Auto Up/Down for All Windows	●	●	●	●

POWERTRAIN & MECHANICAL

BRAKES

Rear Disc Brakes	●	●	●	●
Electric Parking Brake (EPB)	●	●	●	●
Front Disc Brakes	●	●	●	●

ENGINE

1.8 Litre 4-cylinder DOHC 16-Valve	●	●	●	●
Lithium-Ion (Li) Battery	●	●	●	●
Toyota Hybrid System (THS)	●	●	●	●

SUSPENSION

Independent Macpherson Strut Front Suspension	●	●	●	●
Multi-Link Type Rear Suspension	●	●	●	●
Front and Rear Stabilizer Bar	●	●	●	●

TRANSMISSION

Electronically Controlled Continuously Variable Transmission (ECVT)	●	●	●	●
---	---	---	---	---

SAFETY & CONVENIENCE

CONVENIENCE

Smart Key System w/Push Button Start	●	●	●	●
12V Accessory Power Outlet	●	●	●	●
Wireless Charger	-	-	●	●

SAFETY

Driver Knee Airbag	●	●	●	●
Front Seat Side Airbags	●	●	●	●
Rear Seat Side Airbags	●	●	●	●
Backup Camera	●	●	●	●
Driver & Passenger Airbag Supplemental Restraint System (SRS)	●	●	●	●
Front Passenger Seat Cushion Airbag	●	●	●	●
Side Curtain Shield Airbags	●	●	●	●
Blind Spot Monitoring System (BSM) with Rear Cross Traffic Alert (RCTA) and Safe Exit Alert (SEA)	●	●	●	●

2026 Corolla Hybrid

Explore

 Build & Price

STANDARD SPECIFICATIONS				
<div><div>● Standard</div><div>— Not Available</div><div>^ Available</div></div>	LE	LE AWD	SE AWD	XSE AWD
SECURITY				
Engine Immobilizer	●	●	●	●
Anti-Theft Alarm System	●	●	●	●
STAR SAFETY SYSTEM				
Star Safety System: Smart Stop Technology, Vehicle Stability Control, Anti-Lock Brakes, Traction Control, Electronic Brake Force Distribution, Brake Assist	●	●	●	●
TOYOTA SAFETY SENSE 3.0				
Automatic High Beam (AHB)	●	●	●	●
Lane Tracing Assist (LTA)	●	●	●	●
Lane Departure Alert (LDA)	●	●	●	●
Dynamic Radar Cruise Control (DRCC)	●	●	●	●
Road Sign Assist (RSA)	●	●	●	●
Pre-Collision System (PCS)	●	●	●	●
Proactive Driving Assist (PDA)	●	●	●	●
WARNING				
Tire Pressure Monitor System	●	●	●	●
DIMENSIONS				
DIMENSIONS				
Transmission	eCVT	eCVT	eCVT	eCVT
Drivetrain	FWD	AWD	AWD	AWD
Number Cylinders	4	4	4	4
Body Type	SD	SD	SD	SD
Horsepower (kW)	138 (103)	138 (103)	138 (103)	138 (103)
Fuel Capacity litres (gal.)	43 (11)	40 (11)	40 (11)	40 (11)
Fuel Consumption – City/Highway/Combined L /100km	4.4/5.1/4.7	4.6/5.3/4.9	5/5.7/5.3	5/5.7/5.3
Length mm (in.)	4630 (182.3)	4630 (182.3)	4635 (182.5)	4635 (182.5)
Width mm (in.)	1780 (70.1)	1780 (70.1)	1780 (70.1)	1780 (70.1)
Height mm (in.)	1435 (56.5)	1435 (56.5)	1435 (56.5)	1435 (56.5)
Wheelbase mm (in.)	2700 (106.3)	2700 (106.3)	2700 (106.3)	2700 (106.3)
Ground Clearance mm (in.)	135 (5.3)	135 (5.3)	135 (5.3)	135 (5.3)
Seating Capacity	5	5	5	5
Front Headroom mm (in.)	973 (38.3)	973 (38.3)	965 (38)	965 (38)
Rear Headroom mm (in.)	942 (37.1)	942 (37.1)	942 (37.1)	942 (37.1)
Front Legroom mm (in.)	1067 (42)	1067 (42)	1067 (42)	1067 (42)

2026 Corolla Hybrid

Explore

 Build & Price

STANDARD SPECIFICATIONS

● Standard — Not Available ^ Available

	LE	LE AWD	SE AWD	XSE AWD
Rear Legroom mm (in.)	883 (34.8)	883 (34.8)	883 (34.8)	883 (34.8)
Front Shoulder Room mm (in.)	1372 (54)	1372 (54)	1372 (54)	1372 (54)
Rear Shoulder Room mm (in.)	1313 (51.7)	1313 (51.7)	1313 (51.7)	1313 (51.7)
Cargo Capacity L (cu. Ft.)	371 (13.1)	371 (13.1)	371 (13.1)	371 (13.1)
Gross Vehicle Weight kg (lbs)	1845 (4067.5)	1895 (4177.8)	1895 (4177.8)	1895 (4177.8)
Payload(GVWR-curb weight) kg (lbs.)	460 (1014)	460 (1014)	410 (904)	400 (882)
Base Curb Weight kg (lbs.)	1385 (3053.4)	1435 (3163.6)	1485 (3273.9)	1495 (3295.9)
Number of Tires	4	4	4	4
Front Tread mm (in.)	1531 (60.3)	1531 (60.3)	1531 (60.3)	1531 (60.3)
Rear Tread mm (in.)	1534 (60.4)	1534 (60.4)	1534 (60.4)	1534 (60.4)

2026 Corolla Hybrid

Explore

 Build & Price

IMPORTANT PRODUCT INFORMATION

This page contains information and product warnings for a wide variety of specifications, not all of which will be specifications that come with your selected vehicle. Global supply issues affecting the automotive manufacturing industry are causing new vehicle delivery delays and inventory of some vehicles may be limited. Please contact your local Toyota dealer for information about availability of your preferred Toyota vehicle.

* Payload Capacity is the calculation of GVWR minus curb weight and should be used for comparison purposes only. The maximum amount of passenger and cargo weight your vehicle can carry is the Load Carrying Capacity indicated on the label(s) on the driver's doorjamb.

** Due to supply chain shortages, until further notice certain 2023 models equipped with the Digital Display Rear View Mirror will be built with the Auto-Dimming Mirror instead. Please reach out to a Toyota dealership for more details.

*Soul Red Crystal and Soul Red are trademarks of Mazda Motor Corporation.

Connected Services (general mentions)

Driving while distracted can result in loss of vehicle control. Some features may be locked out while the vehicle is in gear. To reduce risk of accident while driving, exercise care when using the systems (even with the voice commands) and obey all local laws concerning use of the systems while driving (as some laws prohibit the use of electronic devices while operating a vehicle). Once the Connected Services by Toyota trial subscription expires, paid enrollment is required. Apple CarPlay, iPhone and Siri are trademarks of Apple Inc. Android Auto and Google Assistant are trademarks of Google LLC. A compatible customer phone pairing is required and customers are responsible for all data charges. Services are dependent upon connection to a compatible wireless network, provided by a third- party wireless service provider. Toyota is not responsible for cellular network discontinuance and will not provide compensation for reduced service availability.

Remote Connect. Use only if aware of circumstances surrounding vehicle and it is legal and safe to do so (e.g., do not remotely start engine if vehicle is in an enclosed space or vehicle is occupied by a child). Remote Connect depends on factors outside of Toyota' control, including an operative telematics device, a cellular connection, GPS signal, and the availability of a compatible wireless network, without which system functionality and availability may be limited or precluded. Digital Key also requires Bluetooth connectivity. Service may vary by vehicle and region. Requires app download and registration/subscription after trial (if applicable). Terms of Use apply. Data charges may apply. Remote start /stop not available on manual transmission-equipped vehicles. Services subject to change at any time without notice.

Safety Connect depends on factors outside of Toyota's control, including an operative telematics device, a cellular connection, GPS signal, and the availability of a compatible wireless network, without which system functionality and availability may be limited or precluded, including access to response center and emergency support. Stolen vehicle police report required to use Stolen Vehicle Locator. Automatic Collision Notification activates only in limited circumstances. Requires app download/registration and subscription after trial (if applicable). Service subject to change at any time without notice. Terms of Use apply. Service may vary by vehicle and region. See usage precautions and service limitations in Owner's Manual.

Drive Connect services not available in every city or roadway.

Service Connect information provided is based on the last time data was collected from the vehicle and is not real time data. Service Connect is not renewable as a stand-alone service and requires a subscription to any of Safety Connect, Remote Connect or Drive Connect upon trial expiration.

Birds Eye Camera: Cold weather and other environmental factors may limit system. Operates at low speed or when parked. Do not rely exclusively on the system as it is not intended to replace safe attentive operation of the vehicle. You should also look around outside your vehicle, over your shoulder and use your mirrors to confirm clearance.

Qi Wireless charging: Qi wireless charging may not be compatible with all mobile phones, MP3/WMA players and like models. When using the wireless charging system avoid placing metal objects between the wireless charger and the mobile device when charging is active. Doing so may cause metal objects to become hot and could cause burns.

Towing Capability: Before towing, confirm your vehicle and trailer are compatible, hooked up and loaded properly and that you have any necessary additional equipment. Do not exceed any Weight Ratings and follow all instructions in your Owner's Manual. The maximum you can tow depends on base curb weight plus the total weight of any cargo, occupants, and added vehicle equipment. "Added vehicle equipment" includes additional standard/optional equipment and accessories added by the manufacturer, dealers, and /or vehicle owners. The only way to be certain of your vehicle's exact curb weight is to weigh your vehicle without passengers or cargo. Installation of a tow hitch receiver or other accessories located near the rear bumper may require disabling or removing the kick sensor, and the sensor operation setting in your vehicle should be turned off. See Owner's Manual for limitations.

Toyota Safety Sense (TSS): Drivers should always be responsible for their own safe driving. Please always pay attention to your surroundings and drive safely. Depending on the conditions of roads, vehicles, weather, etc., the TSS systems may not work as intended.

Pre-Collisions System with Pedestrian & Bicyclist Detection: The TSS Pre-Collision System is designed to help avoid or reduce the impact speed and damage in certain frontal collisions only. The Pedestrian and Bicycle Detection system is designed to detect a pedestrian and bicyclist ahead of the vehicle, determine if impact is imminent and help reduce impact speed. It is not a substitute for safe and attentive driving. System effectiveness depends on many factors, such as speed, size and position of pedestrians and bicyclists, driver input and weather, light and road conditions. Do not overly rely on the Intuitive Intersection Support system. Always visually confirm that it is safe to proceed. System may not operate depending on the traffic conditions and intersection configuration. Intersection Support will NOT detect pedestrians crossing the road in the same direction as the vehicle.

Emergency Steering Assist may not operate if an oncoming vehicle or an obstacle that would prevent a safe evasive manoeuvre are detected.

Automatic High Beam: Automatic High Beam system operates at speeds above approximately 34 km/h. Factors such as a dirty windshield, variable weather, lighting conditions and hilly terrain will limit effectiveness, requiring the driver to manually turn it off.

Lane Departure Alert with Steering Assist: Lane Departure Alert with Steering Assist is designed to read lane markers under certain conditions and provide visual and audible alerts and slight steering force when lane departure is detected. It is not a collision-avoidance system or a substitute for safe and attentive driving.

Dynamic Radar Cruise Control: Dynamic Radar Cruise Control is designed to assist the driver and is not a collision-avoidance system or a substitute for safe and attentive driving practices. System effectiveness depends on many factors such as weather, traffic and road conditions.

Lane Tracing (Trace) Assist (LTA): Lane Tracing (Trace) Assist (LTA) is designed to read visible lane markers and detect other vehicles under certain conditions. When potential lane departure is detected, LTA provides a visual warning and either an audible alert or vibration in the steering wheel and can apply a slight steering force. It is not a collision-avoidance system or a substitute for safe and attentive driving. Effectiveness is dependent on many factors including road, weather and vehicle conditions.

Colours: Not all exterior and interior colour options are available for every model. Some colours are available at an additional cost. Contact your Dealer for more information.

Fuel efficiency estimates: Fuel efficiency estimates were determined using approved Government of Canada Test Methods. Actual fuel consumption will vary based on driving habits and other factors.

Blind Spot Monitor System and Rear Cross-Traffic Alert System: Do not rely exclusively on the Blind Spot Monitor System and Rear Cross-Traffic Alert System. They are not collision-avoidance systems or substitutes for safe and attentive driving. Short Range Key Fob Remote Start: Active DCM required. DCM is active during connected services trial periods or with a paid subscription for connected services. Waiving your connected services will deactivate the DCM.

Details on the above features can be found in the Owner's Manuals (available on-line at toyota.ca) or through your local Toyota Dealer and pertains specifically to vehicles sold in Canada at authorized Toyota dealerships only. Every effort has been made to ensure the specifications and equipment described are accurate based on information available at time of creation of this Product Summary. In some cases, certain changes in production capacity, standard equipment, options or product delays may occur which would not be automatically reflected in this Product Summary. Toyota Canada Inc. reserves the right to make these changes without notice or obligation. The Toyota website toyota.ca is updated regularly and it or your Toyota Dealer are your best source for up-to-date information.

Date and mileage limitations refer to whichever comes first from the date of first purchase. Warranty coverage is subject to other terms and conditions. Refer to applicable Warranty and Maintenance Guide for full details.

2026 Corolla Gas

Explore

 Build & Price

MODELS



L CVT

PACKAGE
Standard Package



LE CVT

PACKAGE
Standard Package

- LE Upgrade



SE CVT

PACKAGE
Standard Package











- SE Upgrade







XSE CVT

PACKAGE
Standard Package

AVAILABLE EXTERIOR COLOURS

-  Blueprint
-  Classic Silver Metallic
-  White
-  Midnight Black Metallic
-  Wind Chill Pearl with Black Roof
-  Ruby Flare Pearl
-  Underground
-  Classic Silver Metallic with Black Roof
-  Ruby Flare Pearl with Black Roof
-  Celestite

AVAILABLE INTERIOR COLOURS

-  Black / Red SofTex/Fabric
-  Black Cloth
-  Black / Red Cloth
-  Black Cloth



2026 Corolla Gas

Explore

 Build & Price

OPTIONAL PACKAGES

COROLLA LE CVT

LE UPGRADE

- Power Slide / Tilt Moonroof
- 8" Toyota Multimedia w/ Service/Safety Connect (min 5yr trial), Remote Con.(3yr trial), Drive Con. capable (Sub. Required)
- Smart Key System w/Push Button Start
- 16" Alloy Wheels
- Heated Leather Wrapped Steering Wheel
- Tire Pressure Monitor System
- Wheel Lock Set
- Wireless Charger

COROLLA SE CVT

SE UPGRADE

- Power Slide / Tilt Moonroof
- Wireless Charger
- P225/50R18
- 18" Alloy Wheels

2026 Corolla Gas

Explore

 Build & Price

STANDARD SPECIFICATIONS	L CVT	LE CVT	SE CVT	XSE CVT
<div><div></div> Standard</div> <div><div>—</div> Not Available</div> <div><div>^</div> Available</div>				
EXTERIOR				
EXTERIOR				
Front & Rear Splash Guards	<div></div>	<div></div>	<div></div>	<div></div>
Power Slide / Tilt Moonroof	-	^	^	<div></div>
EXTERIOR LIGHTING				
LED Taillamps	<div></div>	<div></div>	<div></div>	<div></div>
Bi-Beam LED Headlamps	<div></div>	<div></div>	-	-
Daytime Running Lights	<div></div>	<div></div>	<div></div>	<div></div>
Premium Bi-LED Headlamps	-	-	<div></div>	<div></div>
Side Mirror Turn Signal	-	-	<div></div>	<div></div>
LED Accent Lights	-	-	<div></div>	<div></div>
EXTERIOR MIRRORS				
Power Adjustable Heated Exterior Mirrors	<div></div>	<div></div>	<div></div>	<div></div>
TIRES				
P195/65R15	<div></div>	-	-	-
Temporary Spare Tire	<div></div>	<div></div>	<div></div>	<div></div>
P205/55R16	-	<div></div>	<div></div>	-
P225/50R18	-	-	^	<div></div>
WHEELS				
15" Steel Wheels	<div></div>	-	-	-
16" Alloy Wheels	-	^	<div></div>	-
Wheel Lock Set	-	^	<div></div>	<div></div>
16" Steel Wheels	-	<div></div>	-	-
18" Alloy Wheels	-	-	^	<div></div>
WIPERS				
Intermittent Wipers	<div></div>	<div></div>	-	-
Windshield Wiper Deicer	-	<div></div>	<div></div>	<div></div>
Variable Intermittent Wipers	-	-	<div></div>	<div></div>
MECHANICAL FEATURES				
Drive Mode Select	-	-	<div></div>	<div></div>

INFOTAINMENT



























AUDIO

2026 Corolla Gas






Explore

 Build & Price

STANDARD SPECIFICATIONS









 Standard  Not Available  Available	L CVT	LE CVT	SE CVT	XSE CVT
SiriusXM® with 3-month All-Access trial				
Wireless Apple CarPlay Compatibility				
Wireless Android Auto Compatibility				
6-speaker Audio System				-
USB Type-C Data Port				
3 USB Type-C charging ports (1 Front; 2 Rear)	-			
9-speaker JBL Audio System	-	-	-	

TOYOTA MULTIMEDIA


8" Toyota Multimedia w/ Service/Safety Connect (min 5yr trial), Remote/Drive Connect capable (Sub. Required)			-	-
8" Toyota Multimedia w/ Service/Safety Connect (min 5yr trial), Remote Con.(3yr trial), Drive Con. capable (Sub. Required)	-			-
10.5" Toyota Multimedia w/ Service/Safety Connect (min. 5 yr trial), Remote/Drive Connect (3yr trial)	-	-	-	

INTERIOR

CLIMATE CONTROL

Cabin Air Filter				
Manual Air Conditioning		-	-	-
Automatic Climate Control	-			



















INSTRUMENTATION

7" Digital Gauge Cluster				-
12.3" Digital Gauge Cluster	-	-	-	

INTERIOR MIRRORS

Day and Night Mechanical Rear View Mirror				
---	---	---	---	---

SEATS

6-way Manual Driver Seat				-
4-way Manual Passenger Seat				
Fabric Seats			-	-
Rear Foldable 60/40 Seats				
Heated Front Seats	-			-
Sport Fabric Seats	-	-		-
8-way Power Adjustable Drivers Seat	-	-	-	
SoftTex/Fabric Seats	-	-	-	
Heated Front & Rear Seats	-	-	-	
2-way Adjustable Driver Lumbar Support	-	-	-	

STEERING WHEEL

2026 Corolla Gas

Explore

 Build & Price

Tilt & Telescopic Steering Wheel	●	●	●	●
Urethane Steering Wheel	●	-	-	-
Heated Leather Wrapped Steering Wheel	-	^	●	●
Leather Wrapped Steering Wheel	-	●	-	-

WINDOWS

Rear Window Defroster	●	●	●	●
Power Windows with Auto Up/Down for All Windows	●	●	●	●

TRIM

Soft-touch Instrument Panel	-	●	●	-
Scuff Plates	-	-	-	●
Soft-touch Instrument Panel with Stitching	-	-	-	●
Soft Front Door Trim	-	-	-	●

STORAGE

Cargo Net	-	-	-	●
-----------	---	---	---	---

POWERTRAIN & MECHANICAL

BRAKES

Rear Disc Brakes	●	●	●	●
Electric Parking Brake (EPB)	●	●	●	●
Front Disc Brakes	●	●	●	●

ENGINE

2.0 Litre 4-cylinder DOHC 16-Valve	●	●	●	●
------------------------------------	---	---	---	---

SUSPENSION

Independent Macpherson Strut Front Suspension	●	●	●	●
Torsion beam type rear suspension	●	●	-	-
Front and Rear Stabilizer Bar	●	●	●	●
Multi-Link Type Rear Suspension	-	-	●	●

TRANSMISSION

Direct Shift CVT	●	●	●	●
------------------	---	---	---	---

SAFETY & CONVENIENCE

CONVENIENCE

Remote Keyless Entry System	●	●	-	-
Wireless Charger	-	^	^	●

2026 Corolla Gas

Explore

 Build & Price

STANDARD SPECIFICATIONS	L CVT	LE CVT	SE CVT	XSE CVT
<div><div></div> Standard<div></div> Not Available<div></div> Available</div>				
Smart Key System w/Push Button Start	-	^	<div></div>	<div></div>
SAFETY				
Driver Knee Airbag	<div></div>	<div></div>	<div></div>	<div></div>
Front Seat Side Airbags	<div></div>	<div></div>	<div></div>	<div></div>
Rear Seat Side Airbags	<div></div>	<div></div>	<div></div>	<div></div>
Backup Camera	<div></div>	<div></div>	<div></div>	<div></div>
Driver & Passenger Airbag Supplemental Restraint System (SRS)	<div></div>	<div></div>	<div></div>	<div></div>
Front Passenger Seat Cushion Airbag	<div></div>	<div></div>	<div></div>	<div></div>
Side Curtain Shield Airbags	<div></div>	<div></div>	<div></div>	<div></div>
Blind Spot Monitoring System (BSM) with Rear Cross Traffic Alert (RCTA) and Safe Exit Alert (SEA)	-	<div></div>	<div></div>	<div></div>
SECURITY				
Engine Immobilizer	<div></div>	<div></div>	<div></div>	<div></div>
Anti-Theft Alarm System	<div></div>	<div></div>	<div></div>	<div></div>
STAR SAFETY SYSTEM				
Star Safety System: Smart Stop Technology, Vehicle Stability Control, Anti-Lock Brakes, Traction Control, Electronic Brake Force Distribution, Brake Assist	<div></div>	<div></div>	<div></div>	<div></div>
TOYOTA SAFETY SENSE 3.0				
Automatic High Beam (AHB)	<div></div>	<div></div>	<div></div>	<div></div>
Lane Tracing Assist (LTA)	<div></div>	<div></div>	<div></div>	<div></div>
Lane Departure Alert (LDA)	<div></div>	<div></div>	<div></div>	<div></div>
Dynamic Radar Cruise Control (DRCC)	<div></div>	<div></div>	<div></div>	<div></div>
Road Sign Assist (RSA)	<div></div>	<div></div>	<div></div>	<div></div>
Pre-Collision System (PCS)	<div></div>	<div></div>	<div></div>	<div></div>
Proactive Driving Assist (PDA)	<div></div>	<div></div>	<div></div>	<div></div>
WARNING				
Tire Pressure Monitor System	-	^	<div></div>	<div></div>
DIMENSIONS				
DIMENSIONS				
Transmission	CVT	CVT	CVT	CVT
Drivetrain	FWD	FWD	FWD	FWD
Number Cylinders	4	4	4	4
Body Type	4D	4D	4D	4D
Horsepower (kW)	169 (126)	169 (126)	169 (126)	169 (126)
Fuel Capacity litres (gal.)	47 (12)	47 (12)	50 (13)	50 (13)

2026 Corolla Gas

Explore

 Build & Price

STANDARD SPECIFICATIONS				
● Standard — Not Available ^ Available	L CVT	LE CVT	SE CVT	XSE CVT
Fuel Consumption - City/Highway/Combined L /100km	7.4/5.7/6.7	7.4/5.7/6.7	7.6/5.9/6.8	7.6/5.9/6.8
Length mm (in.)	4631 (182.3)	4631 (182.3)	4636 (182.5)	4636 (182.5)
Width mm (in.)	1780 (70.1)	1780 (70.1)	1780 (70.1)	1780 (70.1)
Height mm (in.)	1435 (56.5)	1435 (56.5)	1435 (56.5)	1435 (56.5)
Wheelbase mm (in.)	2700 (106.3)	2700 (106.3)	2700 (106.3)	2700 (106.3)
Ground Clearance mm (in.)	130 (5.1)	130 (5.1)	130 (5.1)	130 (5.1)
Seating Capacity	5	5	5	5
Front Headroom mm (in.)	973 (38.3)	973 (38.3)	973 (38.3)	973 (38.3)
Rear Headroom mm (in.)	942 (37.1)	942 (37.1)	942 (37.1)	942 (37.1)
Front Legroom mm (in.)	1067 (42)	1067 (42)	1067 (42)	1067 (42)
Rear Legroom mm (in.)	883 (34.8)	883 (34.8)	883 (34.8)	883 (34.8)
Front Shoulder Room mm (in.)	1372 (54)	1372 (54)	1372 (54)	1372 (54)
Rear Shoulder Room mm (in.)	1313 (51.7)	1313 (51.7)	1313 (51.7)	1313 (51.7)
Cargo Capacity L (cu. Ft.)	371 (13.1)	371 (13.1)	371 (13.1)	371 (13.1)
Gross Vehicle Weight kg (lbs)	1780 (3924.2)	1780 (3924.2)	1845 (4067.5)	1845 (4067.5)
Payload(GVWR-curb weight) kg (lbs.)	445 (981)	445 (981)	465 (1025)	420 (926)
Base Curb Weight kg (lbs.)	1335 (2943.2)	1345 (2965.2)	1380 (3042.4)	1425 (3141.6)
Number of Tires	5	5	5	5
Front Tread mm (in.)	1531 (60.3)	1531 (60.3)	1531 (60.3)	1531 (60.3)
Rear Tread mm (in.)	1534 (60.4)	1534 (60.4)	1534 (60.4)	1534 (60.4)
Total Torque (lb-ft)	151 (205)	151 (205)	151 (205)	151 (205)

2026 Corolla Gas

Explore

 Build & Price

IMPORTANT PRODUCT INFORMATION

This page contains information and product warnings for a wide variety of specifications, not all of which will be specifications that come with your selected vehicle. Global supply issues affecting the automotive manufacturing industry are causing new vehicle delivery delays and inventory of some vehicles may be limited. Please contact your local Toyota dealer for information about availability of your preferred Toyota vehicle.

* Payload Capacity is the calculation of GVWR minus curb weight and should be used for comparison purposes only. The maximum amount of passenger and cargo weight your vehicle can carry is the Load Carrying Capacity indicated on the label(s) on the driver's doorjamb.

** Due to supply chain shortages, until further notice certain 2023 models equipped with the Digital Display Rear View Mirror will be built with the Auto-Dimming Mirror instead. Please reach out to a Toyota dealership for more details.

*Soul Red Crystal and Soul Red are trademarks of Mazda Motor Corporation.

Connected Services (general mentions)

Driving while distracted can result in loss of vehicle control. Some features may be locked out while the vehicle is in gear. To reduce risk of accident while driving, exercise care when using the systems (even with the voice commands) and obey all local laws concerning use of the systems while driving (as some laws prohibit the use of electronic devices while operating a vehicle). Once the Connected Services by Toyota trial subscription expires, paid enrollment is required. Apple CarPlay, iPhone and Siri are trademarks of Apple Inc. Android Auto and Google Assistant are trademarks of Google LLC. A compatible customer phone pairing is required and customers are responsible for all data charges. Services are dependent upon connection to a compatible wireless network, provided by a third- party wireless service provider. Toyota is not responsible for cellular network discontinuance and will not provide compensation for reduced service availability.

Remote Connect. Use only if aware of circumstances surrounding vehicle and it is legal and safe to do so (e.g., do not remotely start engine if vehicle is in an enclosed space or vehicle is occupied by a child). Remote Connect depends on factors outside of Toyota' control, including an operative telematics device, a cellular connection, GPS signal, and the availability of a compatible wireless network, without which system functionality and availability may be limited or precluded. Digital Key also requires Bluetooth connectivity. Service may vary by vehicle and region. Requires app download and registration/subscription after trial (if applicable). Terms of Use apply. Data charges may apply. Remote start /stop not available on manual transmission-equipped vehicles. Services subject to change at any time without notice.

Safety Connect depends on factors outside of Toyota's control, including an operative telematics device, a cellular connection, GPS signal, and the availability of a compatible wireless network, without which system functionality and availability may be limited or precluded, including access to response center and emergency support. Stolen vehicle police report required to use Stolen Vehicle Locator. Automatic Collision Notification activates only in limited circumstances. Requires app download/registration and subscription after trial (if applicable). Service subject to change at any time without notice. Terms of Use apply. Service may vary by vehicle and region. See usage precautions and service limitations in Owner's Manual.

Drive Connect services not available in every city or roadway.

Service Connect information provided is based on the last time data was collected from the vehicle and is not real time data. Service Connect is not renewable as a stand-alone service and requires a subscription to any of Safety Connect, Remote Connect or Drive Connect upon trial expiration.

Birds Eye Camera: Cold weather and other environmental factors may limit system. Operates at low speed or when parked. Do not rely exclusively on the system as it is not intended to replace safe attentive operation of the vehicle. You should also look around outside your vehicle, over your shoulder and use your mirrors to confirm clearance.

Qi Wireless charging: Qi wireless charging may not be compatible with all mobile phones, MP3/WMA players and like models. When using the wireless charging system avoid placing metal objects between the wireless charger and the mobile device when charging is active. Doing so may cause metal objects to become hot and could cause burns.

Towing Capability: Before towing, confirm your vehicle and trailer are compatible, hooked up and loaded properly and that you have any necessary additional equipment. Do not exceed any Weight Ratings and follow all instructions in your Owner's Manual. The maximum you can tow depends on base curb weight plus the total weight of any cargo, occupants, and added vehicle equipment. "Added vehicle equipment" includes additional standard/optional equipment and accessories added by the manufacturer, dealers, and /or vehicle owners. The only way to be certain of your vehicle's exact curb weight is to weigh your vehicle without passengers or cargo. Installation of a tow hitch receiver or other accessories located near the rear bumper may require disabling or removing the kick sensor, and the sensor operation setting in your vehicle should be turned off. See Owner's Manual for limitations.

Toyota Safety Sense (TSS): Drivers should always be responsible for their own safe driving. Please always pay attention to your surroundings and drive safely. Depending on the conditions of roads, vehicles, weather, etc., the TSS systems may not work as intended.

Pre-Collisions System with Pedestrian & Bicyclist Detection: The TSS Pre-Collision System is designed to help avoid or reduce the impact speed and damage in certain frontal collisions only. The Pedestrian and Bicycle Detection system is designed to detect a pedestrian and bicyclist ahead of the vehicle, determine if impact is imminent and help reduce impact speed. It is not a substitute for safe and attentive driving. System effectiveness depends on many factors, such as speed, size and position of pedestrians and bicyclists, driver input and weather, light and road conditions. Do not overly rely on the Intuitive Intersection Support system. Always visually confirm that it is safe to proceed. System may not operate depending on the traffic conditions and intersection configuration. Intersection Support will NOT detect pedestrians crossing the road in the same direction as the vehicle.

Emergency Steering Assist may not operate if an oncoming vehicle or an obstacle that would prevent a safe evasive manoeuvre are detected.

Automatic High Beam: Automatic High Beam system operates at speeds above approximately 34 km/h. Factors such as a dirty windshield, variable weather, lighting conditions and hilly terrain will limit effectiveness, requiring the driver to manually turn it off.

Lane Departure Alert with Steering Assist: Lane Departure Alert with Steering Assist is designed to read lane markers under certain conditions and provide visual and audible alerts and slight steering force when lane departure is detected. It is not a collision-avoidance system or a substitute for safe and attentive driving.

Dynamic Radar Cruise Control: Dynamic Radar Cruise Control is designed to assist the driver and is not a collision-avoidance system or a substitute for safe and attentive driving practices. System effectiveness depends on many factors such as weather, traffic and road conditions.

Lane Tracing (Trace) Assist (LTA): Lane Tracing (Trace) Assist (LTA) is designed to read visible lane markers and detect other vehicles under certain conditions. When potential lane departure is detected, LTA provides a visual warning and either an audible alert or vibration in the steering wheel and can apply a slight steering force. It is not a collision-avoidance system or a substitute for safe and attentive driving. Effectiveness is dependent on many factors including road, weather and vehicle conditions.

Colours: Not all exterior and interior colour options are available for every model. Some colours are available at an additional cost. Contact your Dealer for more information.

Fuel efficiency estimates: Fuel efficiency estimates were determined using approved Government of Canada Test Methods. Actual fuel consumption will vary based on driving habits and other factors.

Blind Spot Monitor System and Rear Cross-Traffic Alert System: Do not rely exclusively on the Blind Spot Monitor System and Rear Cross-Traffic Alert System. They are not collision-avoidance systems or substitutes for safe and attentive driving. Short Range Key Fob Remote Start: Active DCM required. DCM is active during connected services trial periods or with a paid subscription for connected services. Waiving your connected services will deactivate the DCM.

Details on the above features can be found in the Owner's Manuals (available on-line at toyota.ca) or through your local Toyota Dealer and pertains specifically to vehicles sold in Canada at authorized Toyota dealerships only. Every effort has been made to ensure the specifications and equipment described are accurate based on information available at time of creation of this Product Summary. In some cases, certain changes in production capacity, standard equipment, options or product delays may occur which would not be automatically reflected in this Product Summary. Toyota Canada Inc. reserves the right to make these changes without notice or obligation. The Toyota website toyota.ca is updated regularly and it or your Toyota Dealer are your best source for up-to-date information.

Date and mileage limitations refer to whichever comes first from the date of first purchase. Warranty coverage is subject to other terms and conditions. Refer to applicable Warranty and Maintenance Guide for full details.