

2023 GR Supra




Explore

Build & Price

Competitive Comparison


MODELS

2.0




PACKAGE
Standard Package

3.0










PACKAGE
Standard Package

3.0T MT





PACKAGE
Standard Package
↳ A91-MT Edition

AVAILABLE EXTERIOR COLOURS

-  Absolute Zero
-  Nocturnal
-  Renaissance Red 2.0
-  Nitro Yellow
-  Burnout
-  Stratosphere
-  CU Later

AVAILABLE INTERIOR COLOURS

-  Black Alcantara
-  Black Leather
-  Cognac Tan Leather





2023 GR Supra

Explore

 Build & Price

Competitive Comparison

OPTIONAL PACKAGES

GR SUPRA 3.0T MT

A91-MT EDITION

- GR Logo Alcantara Shift Knob
- Tan Leather Seats
- Red Strut Tower Brace
- Red 'Supra' Badge

2023 GR Supra



Explore

Build & Price

Competitive Comparison

STANDARD SPECIFICATIONS

	2.0	3.0	3.0T MT
● Standard — Not Available ↑ Available			

SAFETY & CONVENIENCE

SECURITY

Engine Immobilizer	●	●	●
Anti-Theft Alarm System	●	●	●

SAFETY

Lane Departure Warning with Steering Assist (LDW w/SA)	●	●	●
Backup Camera	●	●	●
Pre-Collision System (PCS) with Pedestrian Detection	●	●	●
Automatic High Beams (AHB)	●	●	●
Child restraint system on passenger side	●	●	●
Full-Speed Range Dynamic Radar Cruise Control	●	●	—
Parking Support Brake	●	●	—
Front & Rear Clearance Sonar	—	—	●

WARNING

Tire Pressure Monitor System	●	●	●
------------------------------	---	---	---

CONVENIENCE

Smart Key w/Push Button Start	●	●	●
Qi-compatible wireless charging tray with light indicator	—	●	●

INFOTAINMENT

AUDIO

USB Audio Input	●	●	●
4 Speakers	●	—	—
8.8" Touch Screen with Touchpad Rotary Control	●	●	●
SiriusXM Satellite Radio	—	●	●
Embedded Navigation	—	●	●
12 Speaker JBL Audio System	—	●	●
Wireless Apple CarPlay Compatibility	—	●	●
Toyota Supra Connect (4 year trial): SOS, Emergency Call, Stolen Vehicle Recovery	—	●	●

DIMENSIONS

DIMENSIONS

Length mm (in.)	4381 (172.5)	4381 (172.5)	4381 (172.5)
Width mm (in.)	1854 (73.0)	1854 (73.0)	1854 (73.0)
Height mm (in.)	1299 (51.1)	1292 (50.9)	1292 (50.9)

2023 GR Supra



Explore

Build & Price

Competitive Comparison

STANDARD SPECIFICATIONS

	2.0	3.0	3.0T MT
● Standard — Not Available ↑ Available			
Wheelbase mm (in.)	2470 (97.2)	2470 (97.2)	2470 (97.2)
Seating Capacity	2	2	2
Ground Clearance mm (in.)	119 (4.7)	112 (4.4)	112 (4.4)
Gross Vehicle Weight kg (lbs.)	1710.05 (3770.0)	1814.83 (4001.0)	1809.84 (3990.0)
Base Curb Weight kg (lbs.)	1441.97 (3179.0)	1547.21 (3411.0)	1537.23 (3389.0)
Fuel Capacity litres (gal.)	52 (14)	52 (14)	52 (14)
Fuel Consumption - City/Highway/Combined L /100km	9.3/7.7/8.6	10.2/7.7/9.1	12.7/8.8/10.9
Fuel Consumption - City/Highway/Combined mpg	30/37/33	28/37/31	22/32/26
Horsepower (kW)	255 (190) @ 5,000-6,500 RPM	382 (285) @ 5,800-6,500 RPM	382 (285) @ 5,800-6,500 RPM
Turning Circle m. (ft.)	10.4 (34.1)	10.4 (34.1)	10.4 (34.1)

POWERTRAIN & MECHANICAL

TRANSMISSION

Gear shifter with manual mode	●	●	●
8-Speed AT with Paddle Shifters	●	●	—

ENGINE

Dual rear exhaust outlets with brushed stainless steel exhaust tips	●	●	●
2.0L twin-scroll single turbo, DOHC 16-valve inline four-cylinder	●	—	—
Active Sound Control	●	●	●
Active exhaust	—	●	●
3.0L twin-scroll single turbo, DOHC 24-valve inline six-cylinder	—	●	●
Launch Control	—	●	●

STEERING MECHANICAL

Sport-calibrated Electric Power Steering	●	●	●
--	---	---	---

BRAKES

Electric Parking Brake (EPB)	●	●	●
BREMBO Brake System	●	—	—
Brembo® 4-piston ventilated disc brakes	—	●	●
Red Painted Brake Calipers with Supra Logo (on front only)	—	●	●

SUSPENSION

Multi-link Rear Suspension	—	●	●
Double-joint-type MacPherson strut front suspension	—	●	●
Hollow front and rear stabilizer bars	—	●	●
Adaptive Variable Suspension (AVS)	—	●	●
Front Strut Tower Brace	—	●	●

2023 GR Supra



Explore

Build & Price

Competitive Comparison

STANDARD SPECIFICATIONS

	2.0	3.0	3.0T MT
● Standard — Not Available ↑ Available			

MECHANICAL FEATURES

Active rear sport differential	—	●	●
--------------------------------	---	---	---

INTERIOR

SEATS

Heated Front Seats	●	●	●
Driver Seat Manual Adjustable Recline/Incline, Driver Seat Manual Adjustable Height, Driver Seat Manual Adjustable Fore/Aft	●	—	—
Alcantara Seats	●	—	—
Driver Seat Memory System	—	●	●
14-way power adjustable driver and passenger seat with power adjustable side bolsters	—	●	●
Leather Seats	—	●	●

TRIM

Aluminum Scuff Plates	●	●	●
Carbon Fibre Interior Trim	●	●	●
Sport Pedals	—	●	●
Leather Wrapped Shift Knob	—	—	●

CLIMATE CONTROL

Dual Zone Automatic Climate Control	●	●	●
-------------------------------------	---	---	---

STEERING WHEEL

Leather Wrapped Steering Wheel	●	●	●
Tilt & Telescopic Steering Wheel	●	●	●

WINDOWS

Rear Window Defogger	●	●	●
----------------------	---	---	---

INSTRUMENTATION

8.8" Digital Gauge Cluster	●	●	●
Head-Up Display	—	●	●

EXTERIOR

EXTERIOR LIGHTING

LED backup light	●	●	●
LED taillights and rear combination lights	●	●	●
LED Headlights and Auto Leveling Headlamp System	●	●	●
LED front turn signal indicator and Daytime Running Lights (DRL)	●	●	●

WIPERS

2023 GR Supra



Explore

Build & Price

Competitive Comparison

STANDARD SPECIFICATIONS

	2.0	3.0	3.0T MT
Rain Sensing Wipers	●	●	●

MECHANICAL FEATURES

	2.0	3.0	3.0T MT
Traction Control System (TRAC)	●	●	●
Hill-start Assist Control (HAC)	●	●	●
Vehicle Stability Control (VSC)	●	●	●
Brake Assist (BA)	●	●	●
Anti-lock Brake System (ABS)	●	●	●

WHEELS

	2.0	3.0	3.0T MT
18" Alloy Wheels	●	—	—
19" Frozen Gunmetal Wheels	—	●	●

TIRES

	2.0	3.0	3.0T MT
Tire Repair Kit	●	●	●
F: 255/40ZR18, R: 275/40ZR18	●	—	—
Michelin® Pilot® Super Sport tires: (F: 255/35ZR19, R: 275/35ZR19)	—	●	●

OPTIONAL FEATURES

OPTIONAL FEATURES

	2.0	3.0	3.0T MT
GR Logo Alcantara Shift Knob	—	—	↑
Red Strut Tower Brace	—	—	↑
Tan Leather Seats	—	—	↑
Red 'Supra' Badge	—	—	↑

2023 GR Supra



Explore



Build & Price

Competitive Comparison

IMPORTANT PRODUCT INFORMATION

This page contains information and product warnings for a wide variety of specifications, not all of which will be specifications that come with your selected vehicle.

Global supply issues affecting the automotive manufacturing industry are causing new vehicle delivery delays and inventory of some vehicles may be limited. Please contact your local Toyota dealer for information about availability of your preferred Toyota vehicle

* Payload Capacity is the calculation of GVWR minus curb weight and should be used for comparison purposes only. The maximum amount of passenger and cargo weight your vehicle can carry is the Load Carrying Capacity indicated on the label(s) on the driver's doorjamb.

** Due to supply chain shortages, until further notice certain 2023 models equipped with the Digital Display Rear View Mirror will be built with the Auto-Dimming Mirror instead. Please reach out to a Toyota dealership for more details.

Connected Services (general mentions)

Driving while distracted can result in loss of vehicle control. Some features may be locked out while the vehicle is in gear. To reduce risk of accident while driving, exercise care when using the systems (even with the voice commands) and obey all local laws concerning use of the systems while driving (as some laws prohibit the use of electronic devices while operating a vehicle). Once the Connected Services by Toyota trial subscription expires, paid enrollment is required. Apple CarPlay, iPhone and Siri are trademarks of Apple Inc. Android Auto and Google Assistant are trademarks of Google LLC. A compatible customer phone pairing is required and customers are responsible for all data charges. Services are dependent upon connection to a compatible wireless network, provided by a third-party wireless service provider. Toyota is not responsible for cellular network discontinuance and will not provide compensation for reduced service availability.

Remote Connect. Use only if aware of circumstances surrounding vehicle and it is legal and safe to do so (e.g., do not remotely start engine if vehicle is in an enclosed space or vehicle is occupied by a child). Remote Connect depends on factors outside of Toyota's control, including an operative telematics device, a cellular connection, GPS signal, and the availability of a compatible wireless network, without which system functionality and availability may be limited or precluded. Digital Key also requires Bluetooth connectivity. Service may vary by vehicle and region. Requires app download and registration/subscription after trial (if applicable). Terms of Use apply. Data charges may apply. Remote start/stop not available on manual transmission-equipped vehicles. Services subject to change at any time without notice.

Safety Connect depends on factors outside of Toyota's control, including an operative telematics device, a cellular connection, GPS signal, and the availability of a compatible wireless network, without which system functionality and availability may be limited or precluded, including access to response center and emergency support. Stolen vehicle police report required to use Stolen Vehicle Locator. Automatic Collision Notification activates only in limited circumstances. Requires app download/registration and subscription after trial (if applicable). Service subject to change at any time without notice. Terms of Use apply. Service may vary by vehicle and region. See usage precautions and service limitations in Owner's Manual.

Drive Connect services not available in every city or roadway.

Service Connect information provided is based on the last time data was collected from the vehicle and is not real time data. Service Connect is not renewable as a stand-alone service and requires a subscription to any of Safety Connect, Remote Connect or Drive Connect upon trial expiration.

Birds Eye Camera: Cold weather and other environmental factors may limit system. Operates at low speed or when parked. Do not rely exclusively on the system as it is not intended to replace safe attentive operation of the vehicle. You should also look around outside your vehicle, over your shoulder and use your mirrors to confirm clearance.

Qi Wireless charging: Qi wireless charging may not be compatible with all mobile phones, MP3/WMA players and like models. When using the wireless charging system avoid placing metal objects between the wireless charger and the mobile device when charging is active. Doing so may cause metal objects to become hot and could cause burns.

Towing Capability: Before towing, confirm your vehicle and trailer are compatible, hooked up and loaded properly and that you have any necessary additional equipment. Do not exceed any Weight Ratings and follow all instructions in your Owner's Manual. The maximum you can tow depends on base curb weight plus the total weight of any cargo, occupants, and added vehicle equipment. "Added vehicle equipment" includes additional standard/optional equipment and accessories added by the manufacturer, dealers, and /or vehicle owners. The only way to be certain of your vehicle's exact curb weight is to weigh your vehicle without passengers or cargo. Installation of a tow hitch receiver or other accessories located near the rear bumper may require disabling or removing the kick sensor, and the sensor operation setting in your vehicle should be turned off. See Owner's Manual for limitations.

Toyota Safety Sense (TSS) Drivers should always be responsible for their own safe driving. Please always pay attention to your surroundings and drive safely. Depending on the conditions of roads, vehicles, weather, etc., the TSS systems may not work as intended.

Pre-Collisions System with Pedestrian & Bicyclist Detection: The TSS Pre-Collision System is designed to help avoid or reduce the impact speed and damage in certain frontal collisions only. The Pedestrian and Bicycle Detection system is designed to detect a pedestrian and bicyclist ahead of the vehicle, determine if impact is imminent and help reduce impact speed. It is not a substitute for safe and attentive driving. System effectiveness depends on many factors, such as speed, size and position of pedestrians and bicyclists, driver input and weather, light and road conditions. Do not overly rely on the Intuitive Intersection Support system. Always visually confirm that it is safe to proceed. System may not operate depending on the traffic conditions and intersection configuration. Intersection Support will NOT detect pedestrians crossing the road in the same direction as the vehicle. Emergency Steering Assist may not operate if an oncoming vehicle or an obstacle that would prevent a safe evasive manoeuvre are detected.

Automatic High Beam: Automatic High Beam system operates at speeds above approximately 34 km/h. Factors such as a dirty windshield, variable weather, lighting conditions and hilly terrain will limit effectiveness, requiring the driver to manually turn it off.

Lane Departure Alert with Steering Assist: Lane Departure Alert with Steering Assist is designed to read lane markers under certain conditions and provide visual and audible alerts and slight steering force when lane departure is detected. It is not a collision-avoidance system or a substitute for safe and attentive driving.

Dynamic Radar Cruise Control: Dynamic Radar Cruise Control is designed to assist the driver and is not a collision-avoidance system or a substitute for safe and attentive driving practices. System effectiveness depends on many factors such as weather, traffic and road conditions.

Lane Tracing (Trace) Assist (LTA): Lane Tracing (Trace) Assist (LTA) is designed to read visible lane markers and detect other vehicles under certain conditions. When potential lane departure is detected, LTA provides a visual warning and either an audible alert or vibration in the steering wheel and can apply a slight steering force. It is not a collision-avoidance system or a substitute for safe and attentive driving. Effectiveness is dependent on many factors including road, weather and vehicle conditions.

Colours: Not all exterior and interior colour options are available for every model. Some colours are available at an additional cost. Contact your Dealer for more information.

Fuel efficiency estimates: Fuel efficiency estimates were determined using approved Government of Canada Test Methods. Actual fuel consumption will vary based on driving habits and other factors.

Blind Spot Monitor System and Rear Cross-Traffic Alert System: Do not rely exclusively on the Blind Spot Monitor System and Rear Cross-Traffic Alert System. They are not collision-avoidance systems or substitutes for safe and attentive driving.

Short Range Key Fob Remote Start: Active DCM required. DCM is active during connected services trial periods or with a paid subscription for connected services. Waiving your connected services will deactivate the DCM.

Details on the above features can be found in the Owner's Manuals (available on-line at toyota.ca) or through your local Toyota Dealer and pertains specifically to vehicles sold in Canada at authorized Toyota dealerships only. Every effort has been made to ensure the specifications and equipment described are accurate based on information available at time of creation of this Product Summary. In some cases, certain changes in production capacity, standard equipment, options or product delays may occur which would not be automatically reflected in this Product Summary. Toyota Canada Inc. reserves the right to make these changes without notice or obligation. The Toyota website toyota.ca is updated regularly and it or your Toyota Dealer are your best source for up-to-date information.

Date and mileage limitations refer to whichever comes first from the date of first purchase. Warranty coverage is subject to other terms and conditions. Refer to applicable Warranty and Maintenance Guide for full details.

